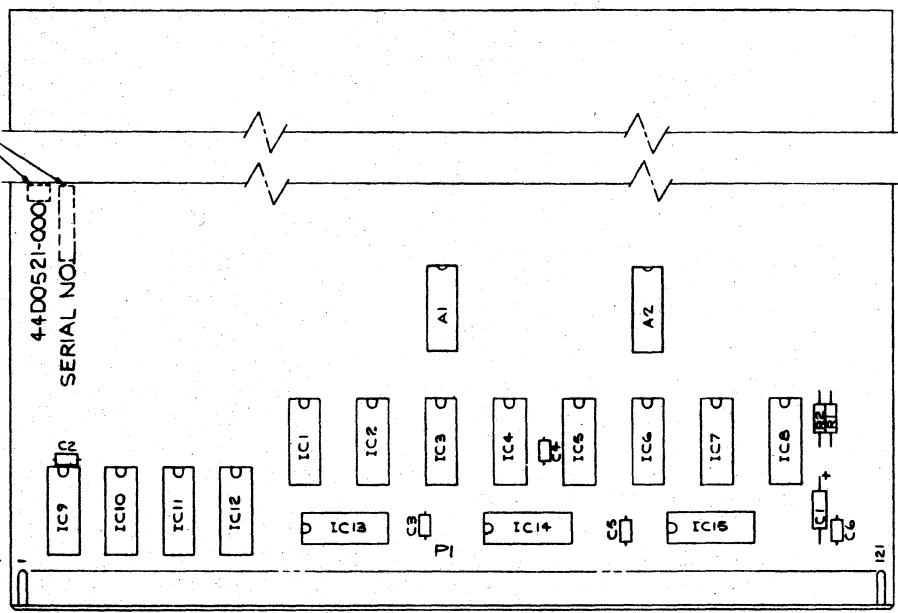


REVISES			
REV	DATE	DESCRIPTION	BY
A	02	PRODUCTION RELEASE BY 5428	WJZ
B	07	MODEL NO. RISE CROF. PWR. BY 80337	WJZ
C	08	ADDED A1 AND A2 PER GEN. LIST	RJZ



44D0521
G

FOR PARTS LIST SEE 44P0521

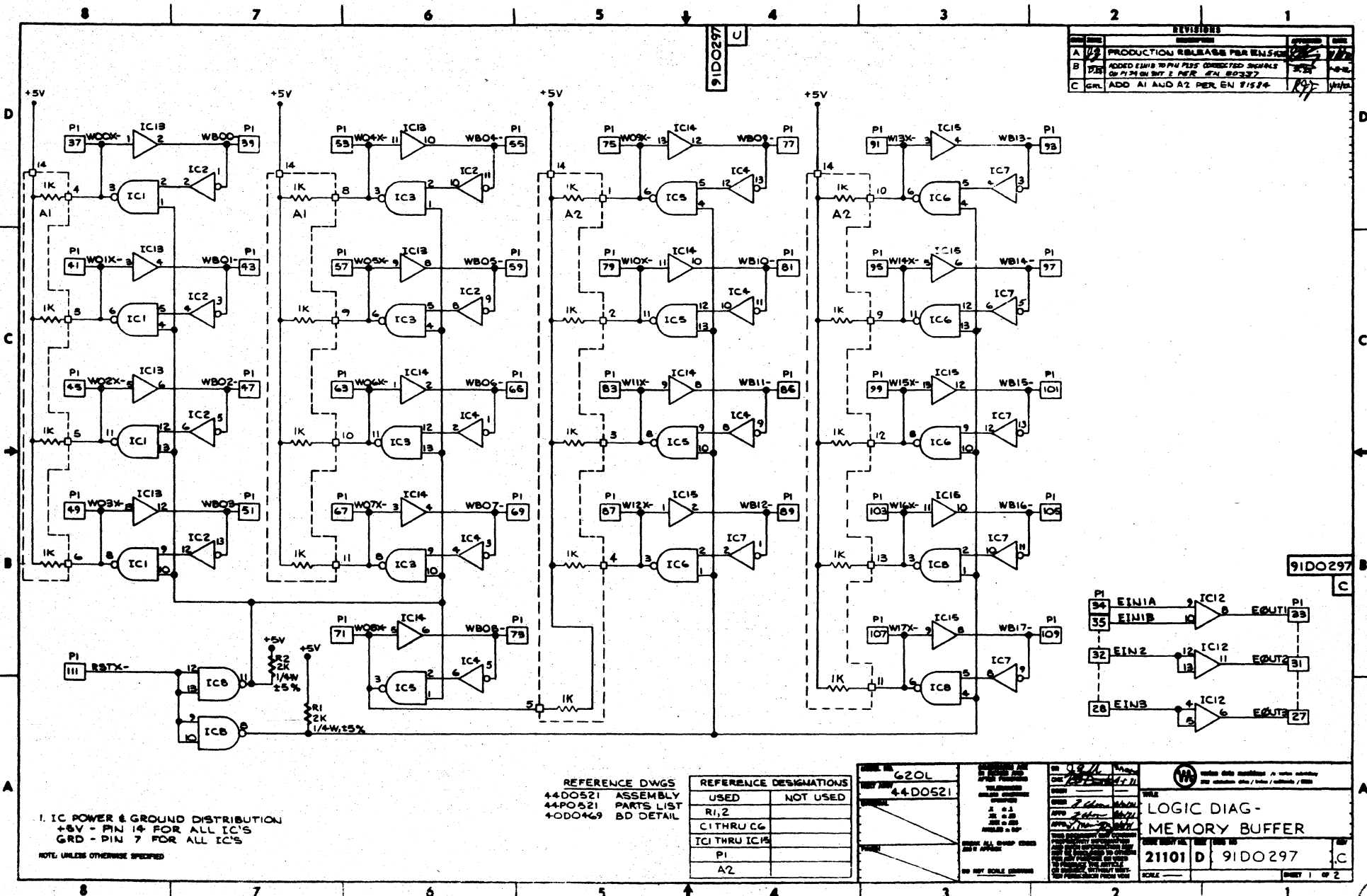
REFERENCE DRAWINGS
 40D0469 BOARD DETAIL
 91D0297 LOGIC DIAGRAM
 97D0566 ARTWORK
 97D0567 SILKSCREEN
 97D0568 SOLDER MASK

WORK NO. 620 L	DATE 01/11/01	BY WJZ	CHKD WJZ	DATE 01/11/01	BY WJZ	CHKD WJZ	DATE 01/11/01	BY WJZ
TITLE MEMORY BUFFER BOARD ASSY				CASE/REV. NO. 21101 D		SERIAL NO. 44D0521		REV. C
SCALE 2/1				SHEET 1		OF 1		

△ MARK REVISION LETTER OF THE PARTS LIST TO WHICH THE PART WAS MANUFACTURED AND THE SERIAL NUMBER OF THE ASSEMBLY APPROX WHERE SHOWN. IDENTIFICATION TO BE .12 HIGH CHARACTERS AND PERMANENT
 NOTE: UNLESS OTHERWISE SPECIFIED

MEM BFR

REVISIONS			
REV	DESCRIPTION	DATE	BY
A	PRODUCTION RELEASE FOR EN521	11/78	WJH
B	ADDED EINH TO PIN TEST CONNECTION SIGNALS ON P1 PER EN 80327	11/78	WJH
C	ADD A1 AND A2 PER EN 81584	11/78	WJH




1. IC POWER & GROUND DISTRIBUTION
+5V - PIN 14 FOR ALL IC'S
GRD - PIN 7 FOR ALL IC'S

NOTE: UNLESS OTHERWISE SPECIFIED

LOGIC DIAG - MEMORY BUFFER

21101 D 91DO297



NOTE: UNLESS OTHERWISE SPECIFIED