



HP Today

Jack Novia
Managing Director and Senior Vice President
Americas Technology Solutions Group (TSG)

© 2005 Hewlett-Packard Development Company, L.P.
The information contained herein is subject to change without notice



HP today

Providing innovation at a price our customers can afford, and delivered with an experience that sets us apart.



Innovation
Collaboration
Execution

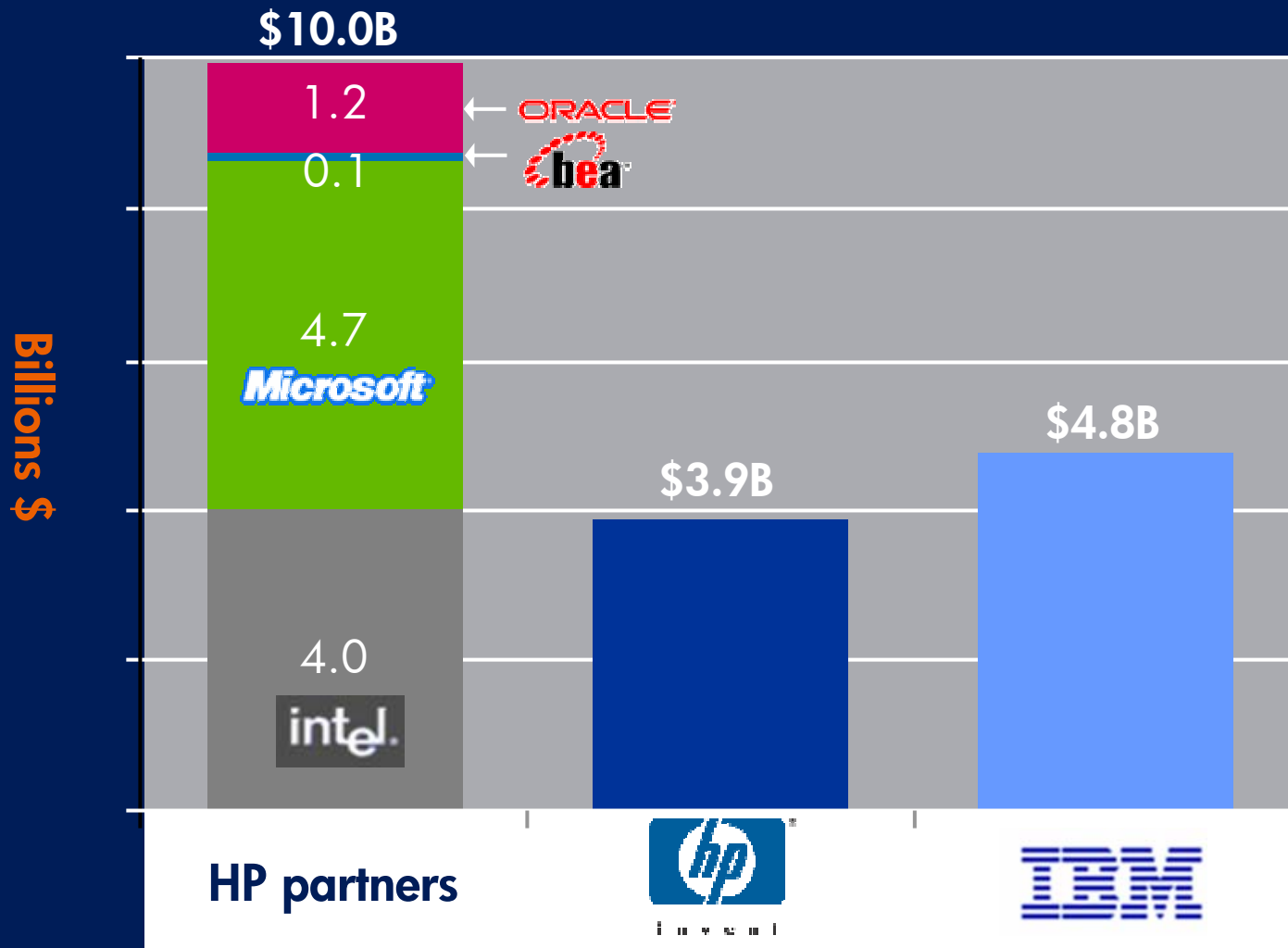


Innovation that drives markets

- Products and technology leadership
- Valuable customer solutions and experiences
- Advanced research in emerging technologies



Focused R&D investments ... and leveraging partners' research



Execution that makes a difference

Focused on improving business performance

- The right people, the right senior management team
- The right portfolio
- The right partners
- The right capabilities



HP today

+ hp



Broad capabilities

- Fortune 11 company
- Leadership in virtually every market, customer segment and region
- Operations in 170 countries
 - 43 currencies, 15 languages
- 150,000 employees
- 70,000 service partners
- 210,000 sales partners
- 11 patents a day



Leadership across the board

	Share Percent	Market Position
• Disk Storage Systems	48.0%	1
• Storage Area Network Systems ¹	23.9%	2
• External RAID Storage Systems ¹	16.1%	2
• UNIX Servers ¹	29.5%	1
• Linux Servers ¹	27.7%	1
• Windows Servers ¹	36.2%	1
• Blade Servers ¹	35.2%	2
• Handhelds	26.0%	2
• Notebook PCs ²	14.0%	2
• Desktop PCs	14.8%	2
• Workstations	27.1%	2
• Laserjet Printers ³	41.5%	1
• Inkjet Printers ³	42.0%	1

¹ Factory Revenue; other percentages are Units

² Classified as "portables" by IDC

³ Includes color and monochrome; single and multi-function

Source: IDC, Q1 2005 Worldwide Data



HP ships more servers than anyone

- HP out ships all vendors for 12 straight quarters¹
- HP shares #1 position in worldwide server revenue²
- #1 ProLiant servers continue to lead market for 35 consecutive quarters (nearly 9 years)³
- Blade server revenue more than doubled³
- #1 in x86-64-based servers, leading in both AMD Opteron™ and Intel Xeon™-based systems³
- Outgrew the market in Itanium 2 revenue and units, nearly doubling revenue YoY
- 33.6% Linux server unit growth YoY

- **#1 in total UNIX® server revenue**
- **#1 in Windows units and revenue**
- **#1 in Linux server market**
- **Outpaced the market in x86, blade and Intel® Itanium® 2 (EPIC)-based servers³**



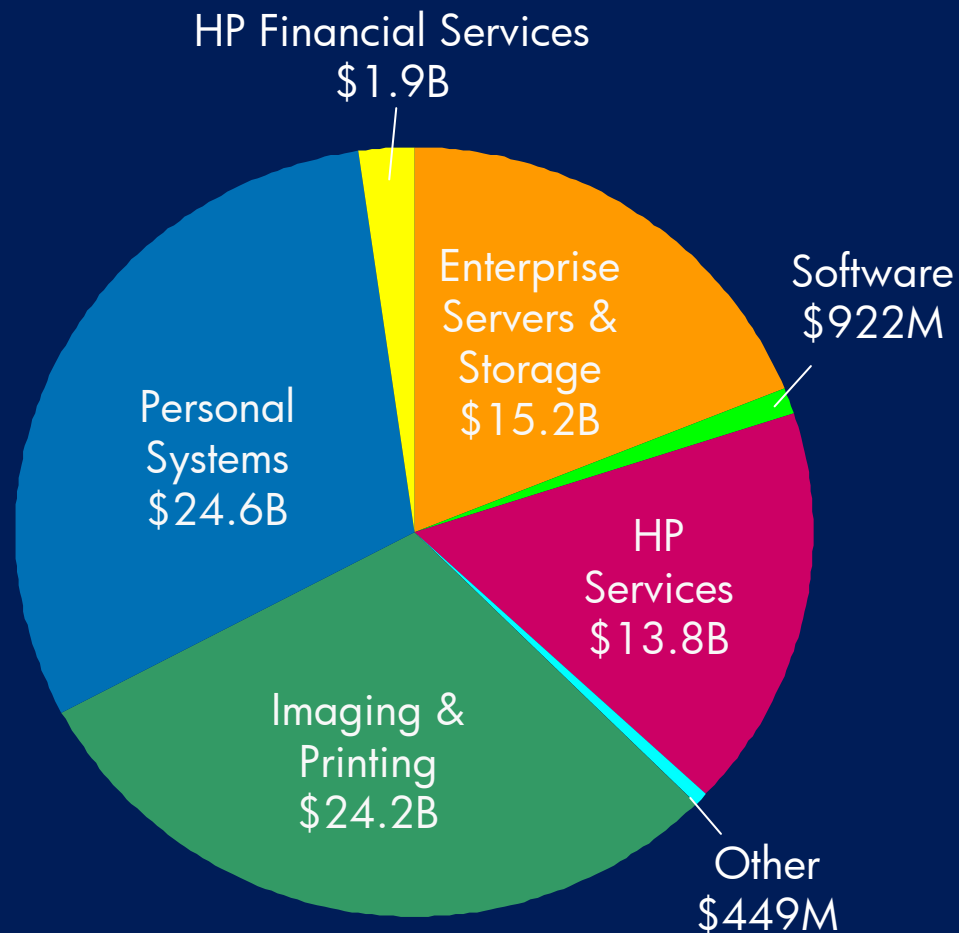
(1) Source: IDC's Worldwide Quarterly Server Tracker, May 2005.

(2) Factory revenue according to IDC's Worldwide Quarterly Server Tracker, May 2005.

(3) YoY in revenue and units

Financial strengths

- \$80 billion annual run rate
- \$7 billion in organic growth in FY04
- \$13 billion in gross cash at end FY04
- Generating >\$5 billion in cash from operations annually



FY04 revenue: \$80B

Q2 FY05 company overview – record quarter revenue



\$21.6B revenue, up 7% Y/Y

Enterprise Storage & Servers	+ 6%
HP Services	+14%
Software	+23%
Personal Systems Group	+ 6%
Imaging and Printing Group	+ 5%
HP Financial Services	+16%

Non-GAAP operating profit **\$1.3B**

Non-GAAP EPS 37¢

GAAP operating profit **\$1.2B**

GAAP EPS 33¢

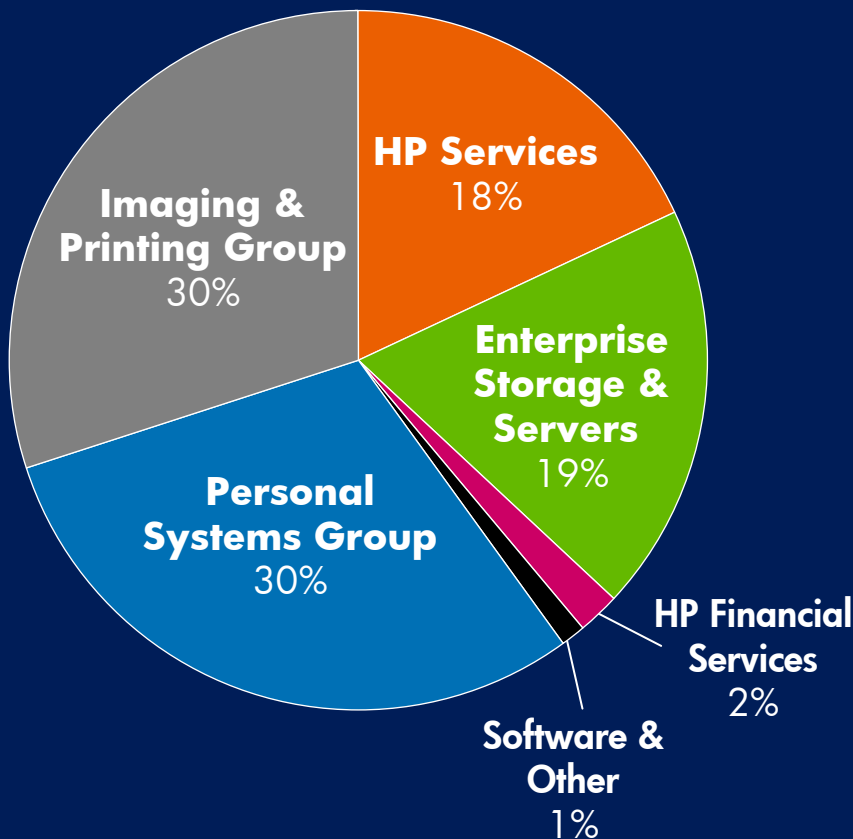
Cash flow from operations **\$2.4B**

Source: HP Consolidated Statement of Earnings, May 17, 2005

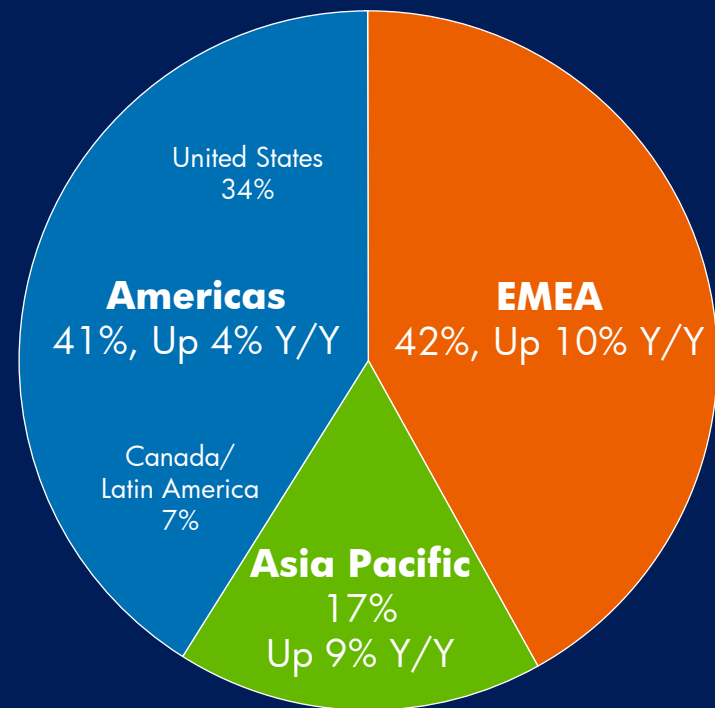


Q2 FY05 company overview

Revenue by segment

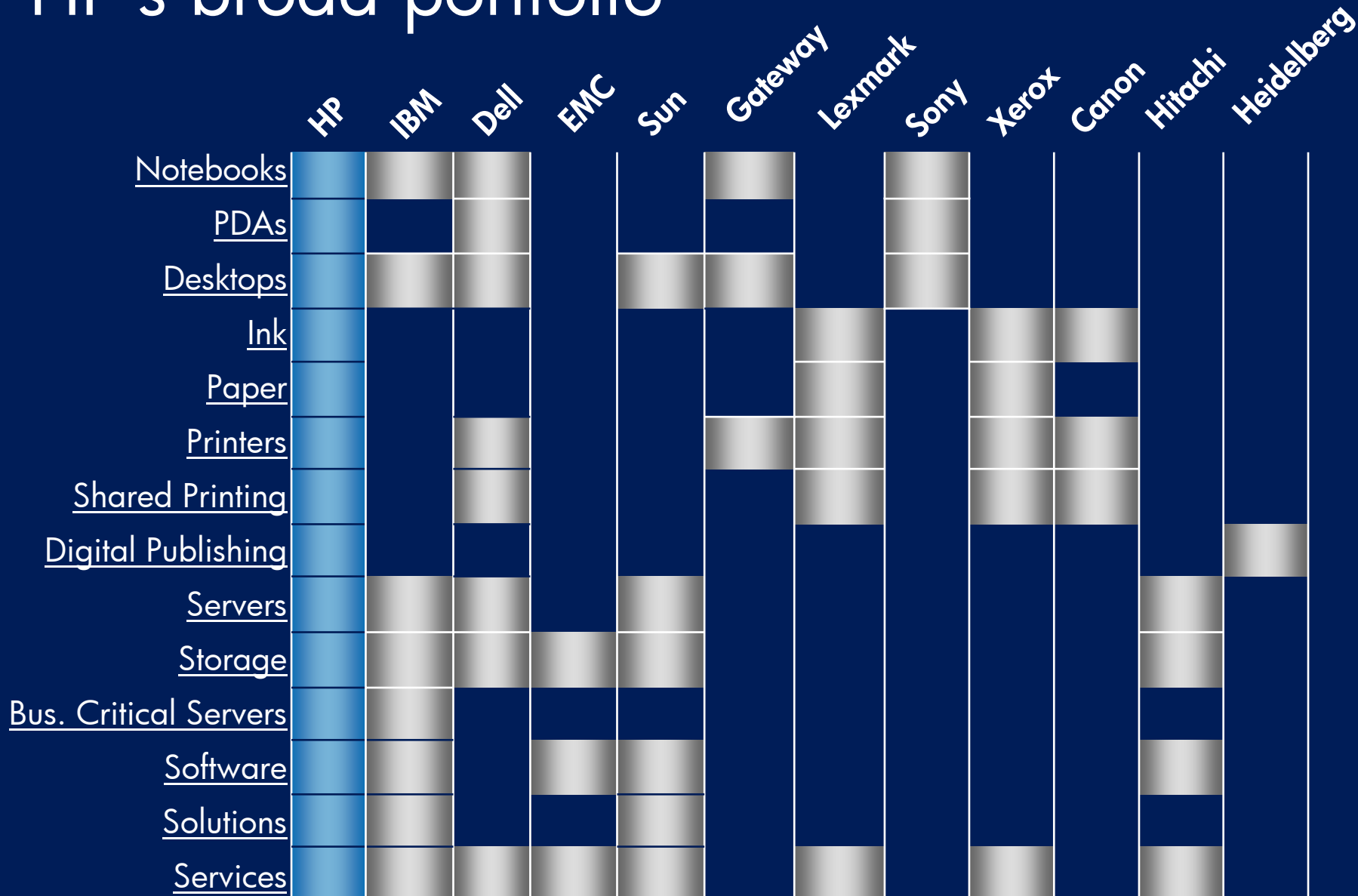


Revenue by region





HP's broad portfolio



Unprecedented reach

HP:

- Enables more than 100 million mobile phone subscribers
- Handles two out of three credit-card transactions
- Powers 106 of the world's 120 stock exchanges
- Supports 95% of the world's securities transactions
- Provides LAN-based carrier communications for 18 million people
- Ships approximately 1 million printers per week




Partnerships and alliances

Leveraging the best of the industry

<p>Technology Partners</p>	
<p>Software Partners</p>	
<p>System Integration Partners</p>	
<p>Channel Partners</p>	

HP in Financial Services


- Powers 130+ exchanges, including 18 of the world's largest
- Supports 95% of the world's exchange transactions
- HP is a leader in handling card transactions and electronic funds transfers
- Leading player in retail banking delivery channels and core banking




securities
transactions



credit card
transactions



ATM
transactions



EFT
networks

Banks who have embraced HP Solutions, Services and Technology



Decisions

+ hp

Rationale for change

- Customers
- Employees
- Cost structure
- Operating model

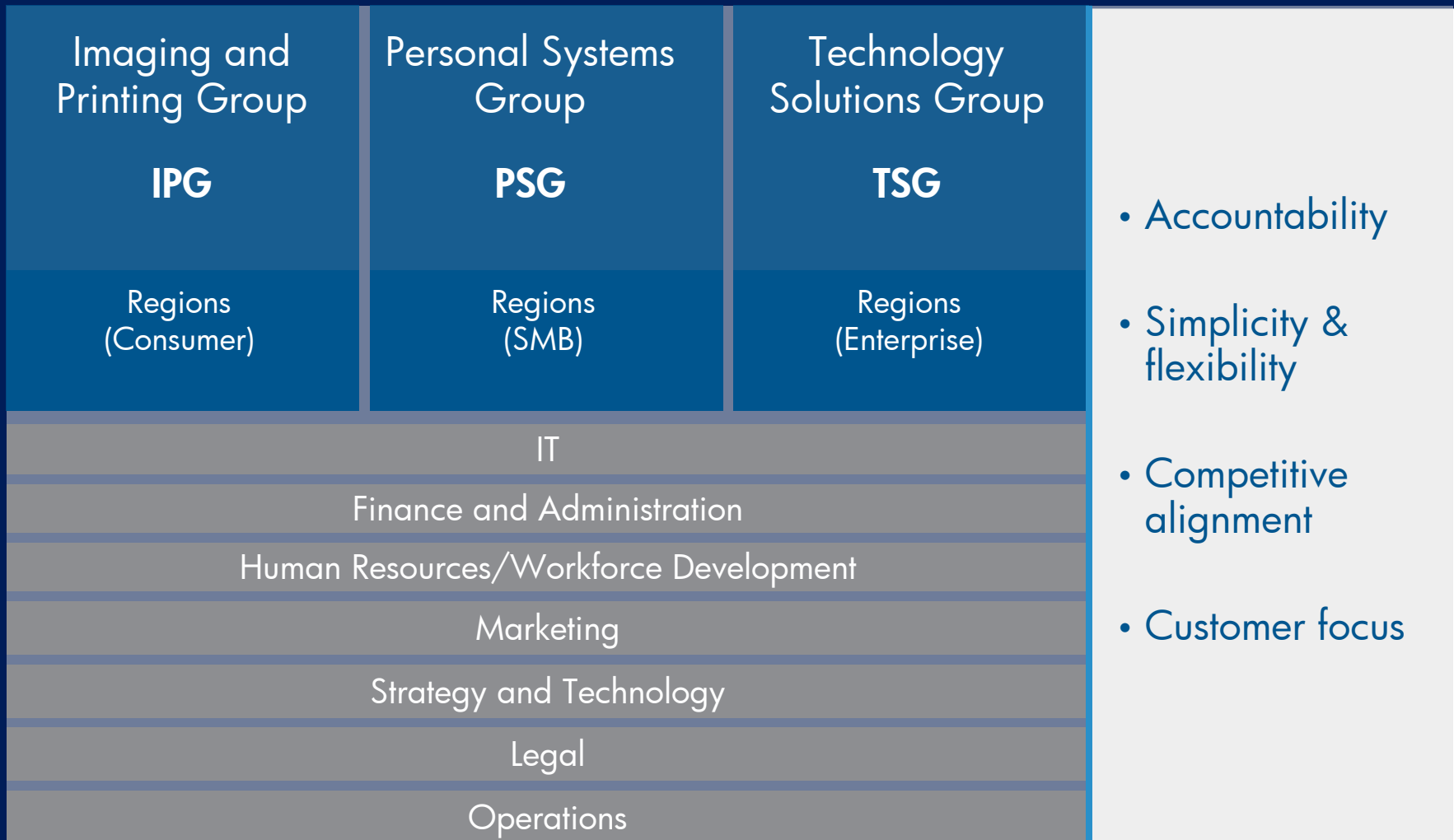
Our opportunity

- Grow profitable market share
- Successful, financially healthy company for long-term
- Employees have pride working at HP
- Loyal customers
- Increased investor confidence

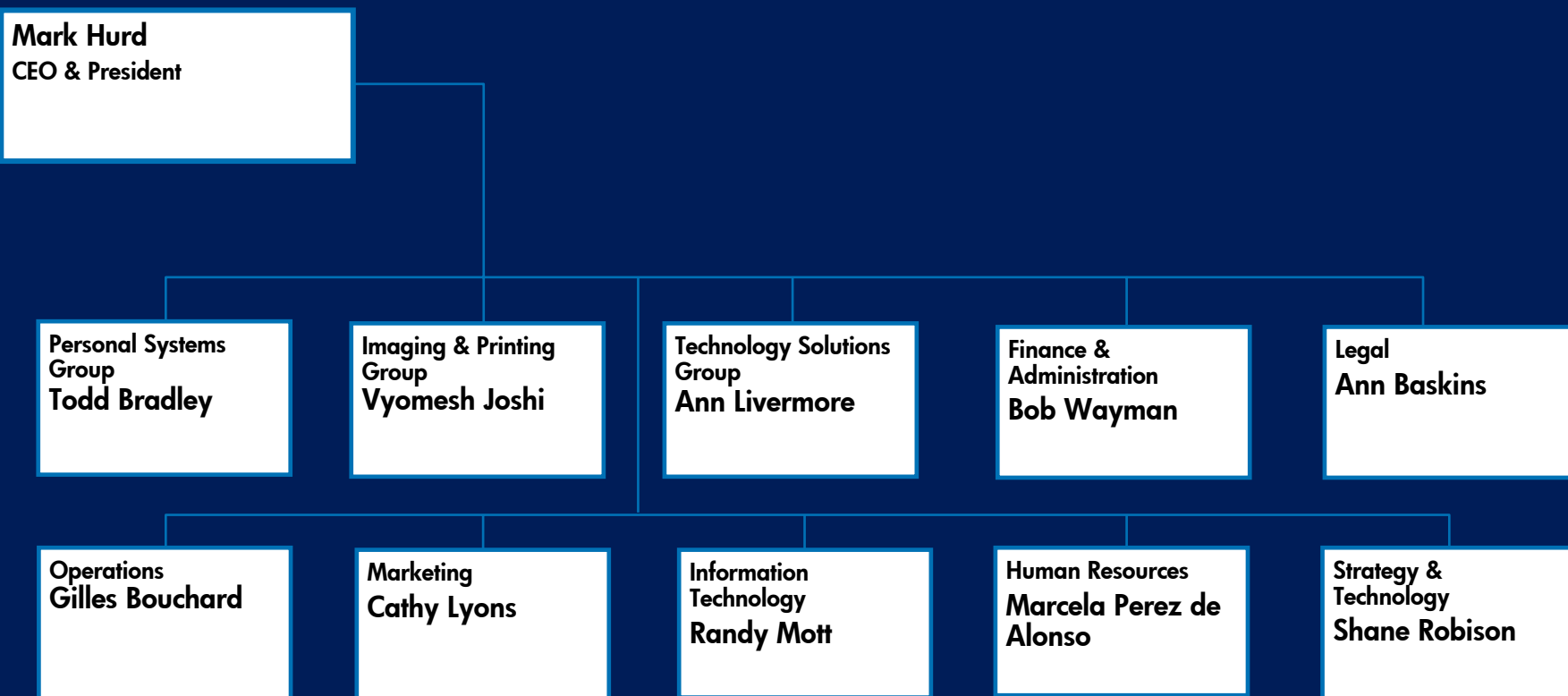
Our objective

- A critical step toward realizing HP's full potential and build successful, financially healthy company
 - Create a simpler operating model with clear accountability
 - Create a competitive cost structure
 - Improve our go-to-market efforts

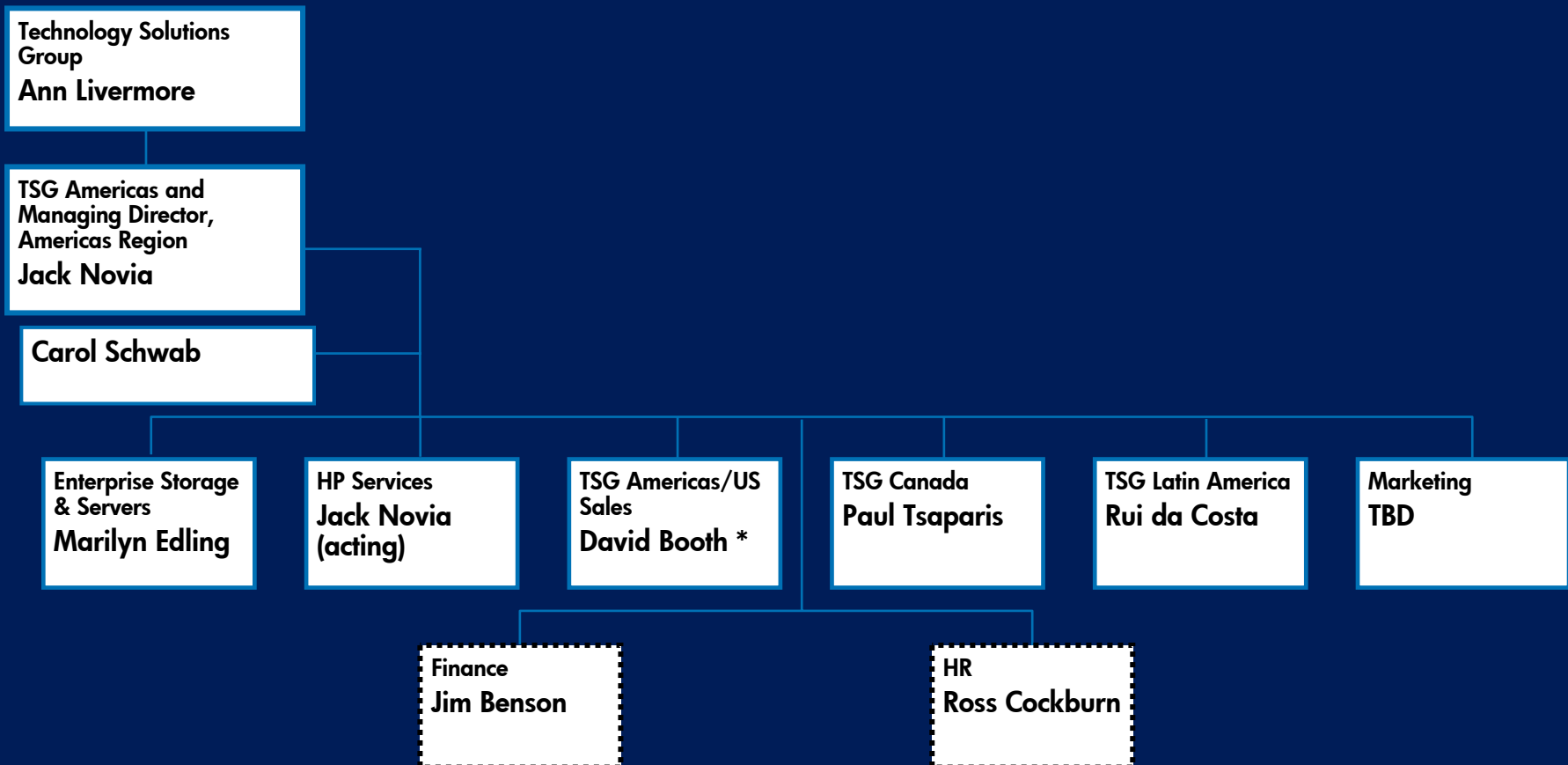
HP operating model



HP organization



Americas Region Technology Solutions Group



* Includes software

HP ... a company like no other

Innovation, Collaboration, Execution

- Commitment to customers
- Collaboration with partners
- Character and capability
- Leveraging our size, scope and scale to serve a broad spectrum of customers
- Focused innovation that enhances industry standard building blocks
- Power of the portfolio – breadth and depth
- R&D investments from HP and industry leading partners
- Global citizenship



Our commitment to customers

- As the needs of people, communities, governments and businesses evolve, HP will continue to innovate, collaborate and execute to serve them.



