

IBM® Network Station™



Setting Up IBM Network Station Hardware - Type 8364 (Models Exx, Txx) July 1999

To view or print the latest update, go to <http://www.ibm.com/nc/pubs>

IBM® Network Station™



Setting Up IBM Network Station Hardware - Type 8364 (Models Exx, Txx) July 1999

To view or print the latest update, go to <http://www.ibm.com/nc/pubs>

Note

Before using this information and the product it supports, be sure to read the information in "Safety and environmental notices" on page v and "Notices" on page 29.

Second Edition (July 1999)

© Copyright International Business Machines Corporation 1999. All rights reserved.

US Government Users Restricted Rights – Use, duplication or disclosure restricted by GSA ADP Schedule Contract with IBM Corp.

Contents

Safety and environmental notices	v	Extent of Warranty	16
Danger notices	v	Items Not Covered by Warranty.	16
Caution notices	vi	Warranty Service.	17
Handling static-sensitive devices	vi	Production Status	18
About Setting Up IBM Network Station Hardware - Type 8364 (Models Exx and Txx)	vii	Limitation of Liability	18
Who should read this book	vii	IBM Statement of Warranty Worldwide except Canada, Puerto Rico, Turkey, United States (Part 1 – General Terms)	19
Information available on the World Wide Web	vii	The IBM Warranty for Machines	19
Related information.	vii	Extent of Warranty	19
How to send your comments.	vii	Items Not Covered by Warranty.	20
Chapter 1. Setting up your hardware	1	Warranty Service.	20
Chapter 2. Installing the battery, memory, and optional cards.	3	Production Status	21
Chapter 3. Identifying hardware problems	7	Limitation of Liability	21
Determining the cause of hardware problems	7	Part 2 - Country-unique Terms	22
Appendix. Ordering replacement parts	11	ASIA PACIFIC	22
Warranty Statements	15	EUROPE, MIDDLE EAST, AFRICA (EMEA).	23
IBM Statement of Limited Warranty for United States, Puerto Rico, and Canada (Part 1 - General Terms)	15	NORTH AMERICA	27
The IBM Warranty for Machines	15	Notices	29
		Environmental Design	30
		Product Recycling and Disposal.	31
		Trademarks	31
		Electronic Emission Notices	31
		Federal Communications Commission (FCC) Statement	31
		Readers' Comments — We'd Like to Hear from You	35

Safety and environmental notices

Safety notices contain information that is related to using the IBM Network Station thin client in a safe manner. The notices can be in the form of a danger, warning, or caution notice.

Danger notices

The following danger notices call attention to situations that are potentially lethal or extremely hazardous. These notices pertain throughout this book.

DANGER

To prevent a possible electrical shock during an electrical storm, do not connect or disconnect cables or station protectors for communications lines, display stations, printers, or telephones. (RSFTD003)

DANGER

To prevent a possible electrical shock from touching two surfaces with different electrical grounds, use one hand, when possible, to connect or disconnect signal cables. (RSFTD004)

DANGER

An electrical outlet that is not correctly wired could place hazardous voltage on metal parts of the system or the products that attach to the system. It is the customer's responsibility to ensure that the outlet is correctly wired and grounded to prevent an electrical shock. (RSFTD201)

DANGER

To prevent a possible electrical shock when installing the system, ensure that the power cords for all devices are unplugged before installing signal cables. (RSFTD202)

DANGER

To prevent a possible electrical shock when adding the device to a system, disconnect all power cords, if possible, from the existing system before connecting the signal cable to that device. (RSFTD205)

DANGER

To prevent a possible electrical shock, disconnect the power cord from the electrical outlet before opening the IBM Network Station logic unit. (RSFTD215)

DANGER

To reduce the risk of electrical shock use only AC power sources approved by IBM. (RSFTD216)

Caution notices

A caution notice applies to a situation that is potentially hazardous to people because of some existing condition.

CAUTION:

The battery is a lithium battery. To avoid possible explosion, do not burn or charge the battery. Exchange only with the IBM-approved part. Discard the battery as instructed by local regulations. (RSFTC227)

Handling static-sensitive devices

When you handle components, take these precautions to avoid static electricity damage:

- Do *not* open static-protective packages until you are ready to install their contents.
- Limit your movements to avoid static electricity build up around you.
- Handle components carefully, and never touch exposed circuitry.
- Prevent others from touching components.
- Place components on static-protective packages while performing hardware installation and removal procedures.
- Do not place components on metal surfaces.

About Setting Up IBM Network Station Hardware - Type 8364 (Models Exx and Txx)

Who should read this book

This information supports setting up, upgrading and exchanging parts in the IBM Network Station thin client (hereafter referred to as Network Station).

Information available on the World Wide Web

- **Current Network Station information:** You can obtain the latest version of this information on the World Wide Web at the following URL:

<http://www.ibm.com/nc/pubs>

This is the same URL that is printed on the cover of this document.

- **Compatible CompactFlash cards:** You can obtain information on compatible CompactFlash cards on the World Wide Web at the following URL:

<http://www.ibm.com/nc>

Take the "Accessories and Upgrades" link; and then take the "Attachments" link.

Related information

For information about connecting Network Station hardware to servers, and general network administrator requirements, refer to the installation information that is shipped with the server software.

For detailed technical information, or problem analysis information for your Network Station hardware, refer to *IBM Network Station Service Information - Type 8364 (Models Exx, and Txx)*, SY44-0073.

How to send your comments

Your feedback is important in helping to provide the most accurate and high-quality information. You can submit comments about this, or any other IBM information, by mailing the readers' comment form, located at the end of this information.

- If you are mailing comments from a country other than the United States, you can give the form to the local IBM branch office or IBM representative for postage-paid mailing.
- If you prefer to send comments by FAX, use either of the following telephone numbers:
 - United States and Canada: 1-800-937-3430
 - Other countries: 1-507-253-5192
- If you prefer to send comments electronically, use the following network identification:
 - IBMMAIL, to IBMMAIL(USIB56RZ)
 - RCHCLERK@us.ibm.com

Be sure to include the following:

- The title and the publication number of the information.
- The page number or topic to which your comment applies.

Chapter 1. Setting up your hardware

Unpacking your hardware

Unpack your hardware. Contact your reseller, or IBM, if you do not have these standard parts:

- 1 Network Station
- 2 Base
- 3 Mouse
- 4 Keyboard
- 5 Power cable

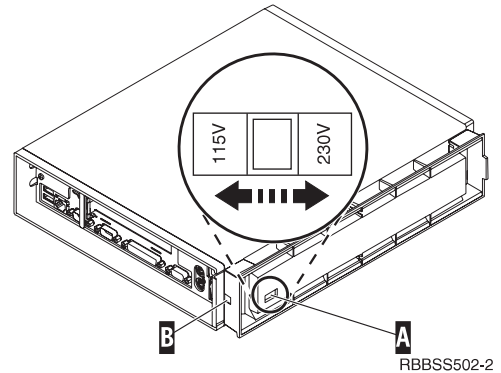
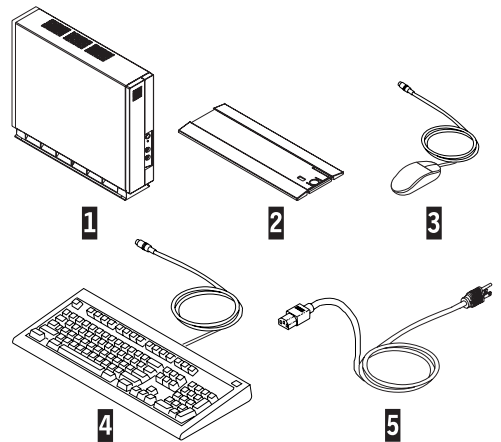
Selecting the voltage for your location:

Attention: You may damage the Network Station if you do not select the correct voltage.

1. Locate the voltage switch **A** on the bottom of the Network Station.
2. Use a pen, or similar object, to slide the switch **A** to the correct setting for your location (see "Voltage selection" in Table 3 on page 12).

Installing options:

- If you have additional memory, or optional feature cards, see Chapter 2 before continuing with the following setup procedures.
- If you have a security cable and would like to restrict access to the Network Station logic unit, thread your cable through hole **B**.
- For vertical placement of the Network Station, see "Installing the support base" on page 2.
- For horizontal placement of the hardware, continue with "Connecting your hardware" on page 2.



Installing the support base

Slide the base **B** onto the notched bottom of the Network Station **A** until it latches securely.

Connecting your hardware

Read "Safety and environmental notices" on page v before continuing.

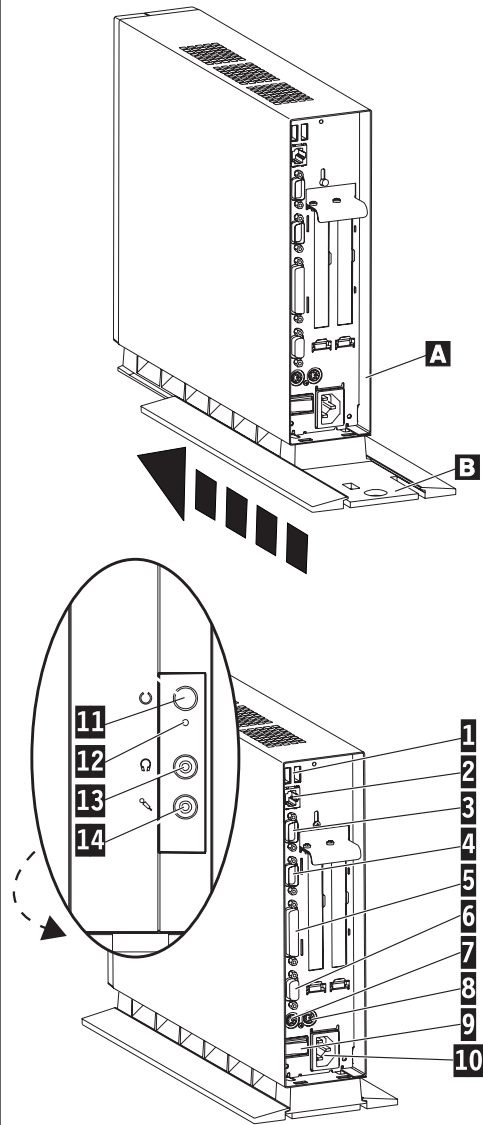
1. Connect the devices listed below to the appropriate ports:

- 1** USB devices
- 2** Network cable
- 3** Serial device 2
- 4** Serial device 1
- 5** Parallel devices
- 6** Monitor
- 7** Mouse
- 8** Keyboard
- 13** Headphones
- 14** Microphone

2. Tighten all device cable connections.
3. Connect the Network Station power cable to the power socket **10**.
4. Plug all power cables into properly grounded working electrical outlets.
5. To power on your Network Station, move the power supply switch **9** to the "on" position.

Notes:

- a. The white power switch **11** resets the power to your Network Station.
 - b. The system LED **12** should flash from amber to green. See Chapter 3 for deviations.
6. Choose the operating system for your server from the menu that appears on your screen. Refer to the server software information to verify the correct selection for your network.
Note: If your Network Station is unable to receive the operating system code from the server, contact your network administrator.



RBBSS503-4

Chapter 2. Installing the battery, memory, and optional cards

Removing the logic unit to install parts

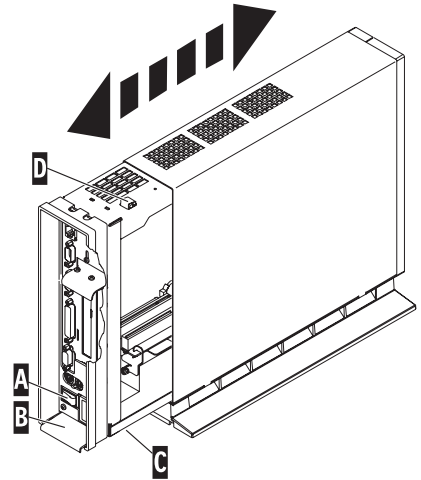
Read Safety and environmental notices, and “Handling static-sensitive devices” on page vi before continuing.

1. Turn off the power supply switch **A**.
2. Disconnect all cables from the Network Station.
3. Hold the Network Station cover assembly, lift latch **B**, and pull the logic unit **C** out.
4. Carefully lay the logic unit down with the internal components facing up. You are now ready to perform the installation procedures provided in this chapter.
5. Complete the procedure, “Reassembling the Network Station” when you are finished installing components in the logic unit.

Reassembling the Network Station

Read Safety and environmental notices, and “Handling static-sensitive devices” on page vi before continuing.

1. To reassemble the Network Station, carefully slide the logic unit **C** into the cover assembly while depressing the slide stop **D**.
2. Slide the logic unit completely into the cover assembly, until the latch **B** is engaged.
3. Perform steps 1 through 5 of the procedure, “Connecting your hardware” on page 2.



RBBS500-5

Installing an optional CompactFlash card

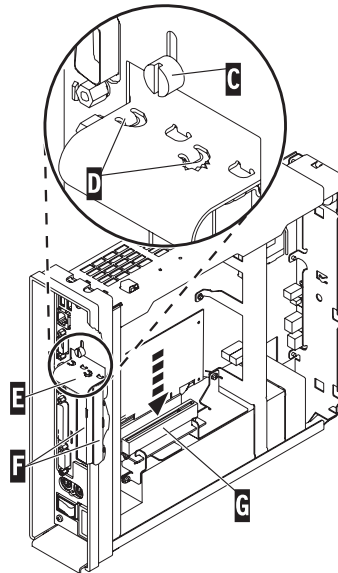
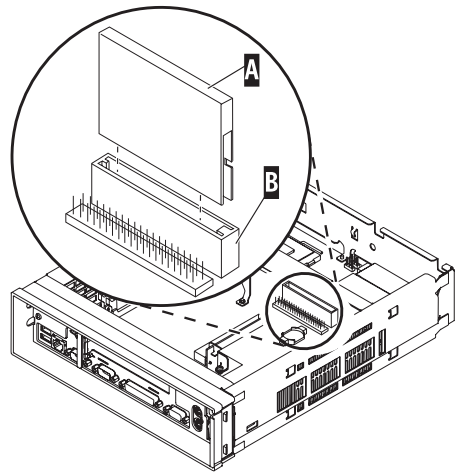
Read “Caution notices” on page vi, “Removing the logic unit to install parts” on page 3 and “Compatible CompactFlash cards” on page vii before continuing.

1. Match the grooves on the sides of the CompactFlash card **A** to the inside of the connector **B**.
2. Install the CompactFlash card **A** into the connector **B**.
Note: Do not force the card into the connector, as it will damage both the Network Station, and the CompactFlash card.
3. See “Reassembling the Network Station” on page 3.

Installing an optional PCI card

Complete the procedure, “Removing the logic unit to install parts” on page 3 before performing the following Peripheral Component Interconnect (PCI) procedure.

1. Loosen the thumb screw **C** to slide the plate **E** up.
2. Remove the PCI slot covers **F**.
3. From inside the logic unit, install the PCI card down into both the slot, and the PCI socket **G**.
Note: Inserting the first PCI card into the socket closest to the logic board makes installing a second PCI card easier.
4. Install PCI slot covers over any empty slots.
5. Slide the plate **E** down until the tabs **D** secure the PCI slot covers **F** firmly into place.
6. Tighten the thumb screw **C**,
7. See “Reassembling the Network Station” on page 3.



RBSS501-5

Exchanging the memory

Complete the procedure, "Removing the logic unit to install parts" on page 3 before performing the following Dual Inline Memory Module (DIMM) procedures.

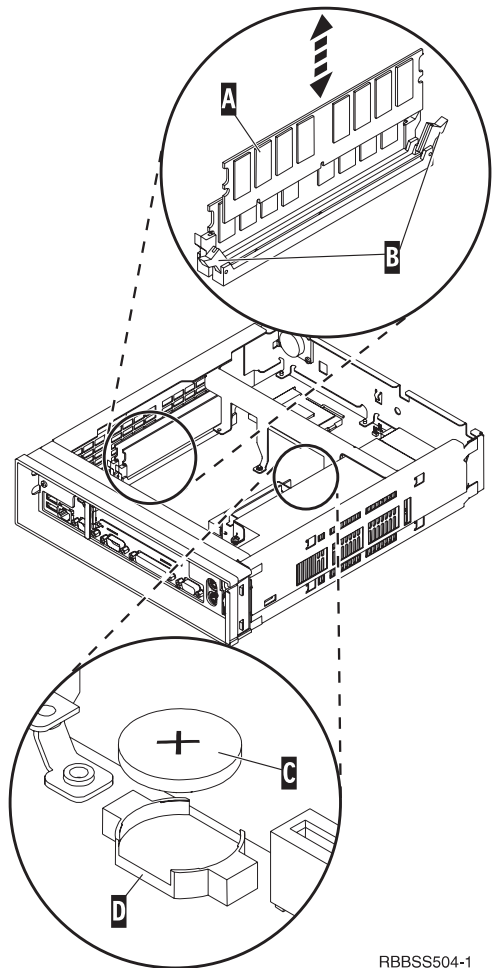
1. To remove a DIMM from the logic unit, press the two tabs **B** located at each end of the DIMM **A** out and down.
2. To install a DIMM into the logic unit, align the notches on the bottom of the DIMM **A** with the notched areas on the memory socket.
3. Press down firmly on the center of DIMM **A** until the memory socket tabs **B** flip up.
4. See "Reassembling the Network Station" on page 3.

Exchanging the lithium battery

Read "Caution notices" on page vi, and see "Removing the logic unit to install parts" on page 3 before continuing.

1. To remove the battery, place your thumb on the battery **C** and lift it up with your index finger.
2. Dispose of the used battery according to your local regulations.
3. Install the new battery into the battery socket **D**, with the "+" sign facing up.
4. See "Reassembling the Network Station" on page 3.

Note: If you receive an error message on your screen after performing this procedure, see Chapter 3.



RBBSS504-1

Chapter 3. Identifying hardware problems

Use the information in this section to identify hardware problems. For more detailed problem analysis, refer to *IBM Network Station Service Information - Type 8364 (Models Exx and Txx)*, SY44-0073.

Note: For the Network Station hardware to function properly when connected to a network server, perform the following tasks:

- Configure the network server for the Network Station.
- Install and configure the appropriate server software on the network server.
- Configure the Network Station hardware for the network server software.

If you are unable to identify a hardware problem, you can request service by contacting IBM and providing the machine type, model, and serial number.

For information regarding ordering parts, and returning parts to IBM, refer to "Appendix. Ordering replacement parts" on page 11.

Determining the cause of hardware problems

To determine the cause of your Network Station problem, follow these steps:

- ___ 1. Record any problem indications, such as LED indications, audio beep sequences, or error codes or messages, and a description of the problem.
- ___ 2. Locate the symptoms of the problem in Table 1 on page 8, and follow the instructions provided.
- ___ 3. If you are instructed to replace a Network Station part, find the part in Table 2 on page 11, and order the part from IBM or your reseller.
- ___ 4. If your Network Station is under warranty or a maintenance contract, contact IBM Service to obtain parts. See "Warranty Statements" on page 15 for more information.
- ___ 5. If you are replacing Network Station parts, or performing hardware upgrades, refer to Chapter 2.

Table 1. Resolving problems

Symptom	What you should do
Audio beep sequences	
<p>If your Network Station is not functioning properly and it is emitting audio beep sequences, an error has occurred. Beep sequences are made up of short beeps, long beeps, and brief silent periods.</p>	
<p>Perform the steps below to ensure that any beep sequences are not being caused by an easily avoidable problem. Refer to <i>IBM Network Station Service Information - Type 8364 (Models Exx, and Txx)</i> (SY44-0073), or contact your service representative if these steps do not resolve the problem.</p>	
<p>You hear a beep sequence.</p>	<ul style="list-style-type: none"> • Verify that all Dual Inline Memory Modules (DIMMs) are firmly seated in their sockets inside the logic unit. • Verify that you connected the network cable to the Network Station network connector. • Verify that all device connectors, such as the mouse and keyboard, are in the correct ports (see “Connecting your hardware” on page 2). • Verify that you tightened the monitor, keyboard, and mouse cable connections, and that you connected all power cables to properly grounded working electrical outlets. • Reset the power to both the monitor and the Network Station.
System LED indications	
<p>If your Network Station is not functioning properly and the system LED indicates anything other than a steady green color, an error has occurred. The system LED can indicate hardware problems in the following three ways:</p>	
<ul style="list-style-type: none"> • Flashing green indications. • Flashing amber indications. • Steady amber indications. 	
<p>Note: The Network Station system LED quickly flashes from amber to green during a normal startup sequence. The system LED can also indicate a hardware problem by failing to function at all.</p>	
<p>Perform the steps below to ensure that any LED indications are not being caused by an easily avoidable problem. Refer to <i>IBM Network Station Service Information - Type 8364 (Models Exx, and Txx)</i> (SY44-0073), or contact your service representative if these steps do not resolve the problem.</p>	
<p>The system LED does not work.</p>	<ul style="list-style-type: none"> • Make sure the power supply switch is on, and the power cable is plugged into a working electrical outlet. • Reset the power to the Network Station by pressing the white power switch.
<p>The system LED is solid amber, or flashing amber.</p>	<ul style="list-style-type: none"> • Reset the power to the Network Station by pressing the white power switch.
Error codes and text messages	

Table 1. Resolving problems (continued)

Symptom	What you should do
<p>If your Network Station is not functioning properly, and there is a code or text message on your screen, an error has occurred. Error codes and text messages can appear in different areas on your screen, depending upon where the errors originate from. It is important that you record both the location and content of any errors that you receive. Try to determine the cause and solution of the problem from the description in the message text.</p> <p>If you continue to have problems, refer to <i>IBM Network Station Service Information - Type 8364 (Models Exx, and Txx)</i> (SY44-0073), or contact your network administrator, reseller, or IBM.</p>	
<p>You receive an error code or text message on your screen.</p>	<ul style="list-style-type: none"> • Record any error messages, audio beep sequences, or LED indications, and a description of the problem. • Perform any action or actions indicated within the error message. • Contact your network administrator.

Appendix. Ordering replacement parts

You can order IBM replacement parts for the Network Station. Contact IBM, or your reseller, to order warranty parts and non-warranty parts. IBM will provide warranty service without charge for parts during the warranty period on an exchange basis only. If you need a replacement logic unit, IBM or your reseller will give you instructions for returning your current logic unit to IBM.

Use the table below to determine the correct part to order.

Table 2. Type 8364 Network Station Parts

Description	Country	Part number
Logic unit and associated parts		
Logic Unit for Models Exx (Ethernet Drawer)	All countries	41L5339
Logic Unit for Models Txx (Token Ring Drawer)	All countries	41L5392
Network Station Cover (Complete Cover Set)	All countries	41L4965
Base (Mounting Stand)	All countries	41L4981
Lithium Battery (3 Volt)	All countries	33F8354
Network cables		
TTP RJ-45 plug STP cable for connection to 9 pin D shell connector	All countries	60G1066
TTP RJ-45 plug Shielded Twisted Pair (STP) cable for connection to IBM Cabling System connector	All countries	60G1063
TTP RJ-45 socket adapter for connection to IBM Cabling System	All countries	73G8315
TTP RJ-45 socket adapter for connection to 9 pin D shell connector	All countries	73G8320
Memory		
Note: This Network Station accepts 168 pin, 3.3 V, gold tab, unbuffered, non-parity, and 100MHz SDRAM DIMM memory.		
Memory (32 MB SDRAM DIMM)	All countries	01K1146
Memory (64 MB SDRAM DIMM)	All countries	01K1147
Memory (128 MB SDRAM DIMM)	All countries	01K1148

Table 2. Type 8364 Network Station Parts (continued)

Mouse		
Mouse (two button)	All countries	76H0889
Keyboards		
Keyboard	Belgian UK	37L0857
Keyboard	Brazilian Portuguese	07L9450
Keyboard	Canadian French	37L0852
Keyboard	Danish	37L0860
Keyboard	Dutch	37L0861
Keyboard	French	37L0862
Keyboard	Finnish	37L0877
Keyboard	German	37L0863
Keyboard	Italian	37L0868
Keyboard	Latin America (Spanish)	37L0853
Keyboard	Norwegian	37L0869
Keyboard	Spanish	37L0876
Keyboard	Swedish	37L0877
Keyboard	Swiss (French and German)	37L0878
Keyboard	UK English	37L0881
Keyboard	US English ISO9995	37L0883
Keyboard	US English	37L0851

Table 3. Detachable power cables



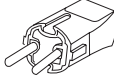

















Detachable power cables				
Plug	Receptacle	Country	Voltage selection	Part number
		Argentina, Australia, New Zealand	230V	13F9940
		Abu Dhabi, Austria, Belgium, Bulgaria, Botswana, Egypt, Finland, France, Germany, Greece, Iceland, Indonesia, Korea (South), Lebanon, Luxembourg, Netherlands, Norway, Portugal, Saudi Arabia, Spain, Sudan, Sweden, Turkey, Yugoslavia	230V	13F9979

Table 3. Detachable power cables (continued)

		Bahamas, Barbados, Bolivia, Brazil, Canada, Costa Rica, Dominican Republic, El Salvador, Ecuador, Guatemala, Guyana, Haiti, Honduras, Jamaica, Japan, Netherlands Antilles, Panama, Peru, Philippines, Taiwan, Thailand, Trinidad, Tobago, U.S.A. (except Chicago), Venezuela	115V	1838574
		Bahamas, Barbados, Bermuda, Bolivia, Brazil, Canada, Cayman Islands, Colombia, Costa Rica, Dominican Republic, Ecuador, El Salvador, Guatemala, Guyana, Haiti, Honduras, Jamaica, Japan, Korea (South), Mexico, Netherlands Antilles, Nicaragua, Panama, Peru, Philippines, Puerto Rico, Saudi Arabia, Suriname, Trinidad, Taiwan, U.S.A	115V	6952301
		Bahrain, Bermuda, Brunei, Channel Islands, Cyprus, Ghana, Hong Kong, India, Iraq, Ireland, Jordan, Kenya, Kuwait, Malawi, Malaysia, Nigeria, Oman, People's Republic of China, Qatar, Singapore, Tanzania, Uganda, United Arab Emirates (Dubai), United Kingdom, Zambia	230V	14F0033
		Bangladesh, Burma, Pakistan, South Africa, Sri Lanka	230V	14F0015
		Denmark	230V	13F9997
		Israel	230V	14F0087
		Chile, Ethiopia, Italy	230V	14F0069
		Liechtenstein, Switzerland	230V	14F0051

Warranty Statements

The warranty statements consist of two parts: Part 1 and Part 2. Part 1 varies by country. Part 2 is the same for both statements. Be sure to read both the Part 1 that applies to your country and Part 2.

- **United States, Puerto Rico, and Canada (Z125-4753-05 11/97)**
("Part 1 - General Terms")
- **Worldwide except Canada, Puerto Rico, Turkey, and United States (Z125-5697-01 11/97)**
("Part 1 - General Terms" on page 19)
- **Worldwide Country-Unique Terms**
("Part 2 - Country-unique Terms" on page 22)

IBM Statement of Limited Warranty for United States, Puerto Rico, and Canada (Part 1 - General Terms)

*This Statement of Limited Warranty includes Part 1 - General Terms and Part 2 - Country-unique Terms. **The terms of Part 2 may replace or modify those of Part 1.** The warranties provided by IBM in this Statement of Limited Warranty apply only to Machines you purchase for your use, and not for resale, from IBM or your reseller. The term "Machine" means an IBM machine, its features, conversions, upgrades, elements, or accessories, or any combination of them. The term "Machine" does not include any software programs, whether pre-loaded with the Machine, installed subsequently or otherwise. Unless IBM specifies otherwise, the following warranties apply only in the country where you acquire the Machine. Nothing in this Statement of Warranty affects any statutory rights of consumers that cannot be waived or limited by contract. If you have any questions, contact IBM or your reseller.*

Machine - Type 8364 IBM Network Station

Warranty Period* - 3 years

IBM will provide warranty service without charge for parts during the warranty period on an exchange basis only.

**Contact your place of purchase for warranty service information. Some IBM Machines are eligible for On-site warranty service depending on the country where service is performed.*

The IBM Warranty for Machines

IBM warrants that each Machine 1) is free from defects in materials and workmanship and 2) conforms to IBM's Official Published Specifications. The warranty period for a Machine is a specified, fixed period commencing on its

Date of Installation. The date on your sales receipt is the Date of Installation, unless IBM or your reseller informs you otherwise.

During the warranty period IBM or your reseller, if approved by IBM to provide warranty service, will provide repair and exchange service for the Machine, without charge, under the type of service designated for the Machine and will manage and install engineering changes that apply to the Machine.

If a Machine does not function as warranted during the warranty period, and IBM or your reseller are unable to either 1) make it do so or 2) replace it with one that is at least functionally equivalent, you may return it to your place of purchase and your money will be refunded. The replacement may not be new, but will be in good working order.

Extent of Warranty

The warranty does not cover the repair or exchange of a Machine resulting from misuse, accident, modification, unsuitable physical or operating environment, improper maintenance by you, or failure caused by a product for which IBM is not responsible. The warranty is voided by removal or alteration of Machine or parts identification labels.

THESE WARRANTIES ARE YOUR EXCLUSIVE WARRANTIES AND REPLACE ALL OTHER WARRANTIES OR CONDITIONS, EXPRESS OR IMPLIED, INCLUDING, BUT NOT LIMITED TO, THE IMPLIED WARRANTIES OR CONDITIONS OF MERCHANTABILITY AND FITNESS FOR A PARTICULAR PURPOSE. THESE WARRANTIES GIVE YOU SPECIFIC LEGAL RIGHTS AND YOU MAY ALSO HAVE OTHER RIGHTS WHICH VARY FROM JURISDICTION TO JURISDICTION. SOME JURISDICTIONS DO NOT ALLOW THE EXCLUSION OR LIMITATION OF EXPRESS OR IMPLIED WARRANTIES, SO THE ABOVE EXCLUSION OR LIMITATION MAY NOT APPLY TO YOU. IN THAT EVENT, SUCH WARRANTIES ARE LIMITED IN DURATION TO THE WARRANTY PERIOD. NO WARRANTIES APPLY AFTER THAT PERIOD.

Items Not Covered by Warranty

IBM does not warrant uninterrupted or error-free operation of a Machine.

Unless specified otherwise, IBM provides non-IBM machines **WITHOUT WARRANTIES OF ANY KIND.**

Any technical or other support provided for a Machine under warranty, such as assistance via telephone with "how-to" questions and those regarding Machine set-up and installation, will be provided **WITHOUT WARRANTIES OF ANY KIND.**

Warranty Service

To obtain warranty service for the Machine, contact your reseller or IBM. In the United States, call IBM at 1-800-IBM-SERV (426-7378). In Canada, call IBM at 1-800-465-6666. You may be required to present proof of purchase.

IBM or your reseller provides certain types of repair and exchange service, either at your location or at a service center, to keep Machines in, or restore them to, conformance with their Specifications. IBM or your reseller will inform you of the available types of service for a Machine based on its country of installation. IBM may repair the failing Machine or exchange it at its discretion.

When warranty service involves the exchange of a Machine or part, the item IBM or your reseller replaces becomes its property and the replacement becomes yours. You represent that all removed items are genuine and unaltered. The replacement may not be new, but will be in good working order and at least functionally equivalent to the item replaced. The replacement assumes the warranty service status of the replaced item.

Any feature, conversion, or upgrade IBM or your reseller services must be installed on a Machine which is 1) for certain Machines, the designated, serial-numbered Machine and 2) at an engineering-change level compatible with the feature, conversion, or upgrade. Many features, conversions, or upgrades involve the removal of parts and their return to IBM. A part that replaces a removed part will assume the warranty service status of the removed part.

Before IBM or your reseller exchanges a Machine or part, you agree to remove all features, parts, options, alterations, and attachments not under warranty service.

You also agree to

1. ensure that the Machine is free of any legal obligations or restrictions that prevent its exchange;
2. obtain authorization from the owner to have IBM or your reseller service a Machine that you do not own; and
3. where applicable, before service is provided
 - a. follow the problem determination, problem analysis, and service request procedures that IBM or your reseller provides,
 - b. secure all programs, data, and funds contained in a Machine,
 - c. provide IBM or your reseller with sufficient, free, and safe access to your facilities to permit them to fulfill their obligations, and
 - d. inform IBM or your reseller of changes in a Machine's location.

IBM is responsible for loss of, or damage to, your Machine while it is 1) in IBM's possession or 2) in transit in those cases where IBM is responsible for the transportation charges.

Neither IBM nor your reseller is responsible for any of your confidential, proprietary or personal information contained in a Machine which you return to IBM or your reseller for any reason. You should remove all such information from the Machine prior to its return.

Production Status

Each IBM Machine is manufactured from new parts, or new and used parts. In some cases, the Machine may not be new and may have been previously installed. Regardless of the Machine's production status, IBM's appropriate warranty terms apply.

Limitation of Liability

Circumstances may arise where, because of a default on IBM's part or other liability, you are entitled to recover damages from IBM. In each such instance, regardless of the basis on which you are entitled to claim damages from IBM (including fundamental breach, negligence, misrepresentation, or other contract or tort claim), IBM is liable for no more than

1. damages for bodily injury (including death) and damage to real property and tangible personal property; and
2. the amount of any other actual direct damages, up to the greater of U.S. \$100,000 (or equivalent in local currency) or the charges (if recurring, 12 months' charges apply) for the Machine that is the subject of the claim.

This limit also applies to IBM's suppliers and your reseller. It is the maximum for which IBM, its suppliers, and your reseller are collectively responsible.

UNDER NO CIRCUMSTANCES IS IBM LIABLE FOR ANY OF THE FOLLOWING: 1) THIRD-PARTY CLAIMS AGAINST YOU FOR DAMAGES (OTHER THAN THOSE UNDER THE FIRST ITEM LISTED ABOVE); 2) LOSS OF, OR DAMAGE TO, YOUR RECORDS OR DATA; OR 3) SPECIAL, INCIDENTAL, OR INDIRECT DAMAGES OR FOR ANY ECONOMIC CONSEQUENTIAL DAMAGES (INCLUDING LOST PROFITS OR SAVINGS), EVEN IF IBM, ITS SUPPLIERS OR YOUR RESELLER IS INFORMED OF THEIR POSSIBILITY. SOME JURISDICTIONS DO NOT ALLOW THE EXCLUSION OR LIMITATION OF INCIDENTAL OR CONSEQUENTIAL DAMAGES, SO THE ABOVE LIMITATION OR EXCLUSION MAY NOT APPLY TO YOU.

IBM Statement of Warranty Worldwide except Canada, Puerto Rico, Turkey, United States (Part 1 – General Terms)

*This Statement of Warranty includes Part 1 - General Terms and Part 2 - Country-unique Terms. **The terms of Part 2 may replace or modify those of Part 1.** The warranties provided by IBM in this Statement of Warranty apply only to Machines you purchase for your use, and not for resale, from IBM or your reseller. The term "Machine" means an IBM machine, its features, conversions, upgrades, elements, or accessories, or any combination of them. The term "Machine" does not include any software programs, whether pre-loaded with the Machine, installed subsequently or otherwise. Unless IBM specifies otherwise, the following warranties apply only in the country where you acquire the Machine. Nothing in this Statement of Warranty affects any statutory rights of consumers that cannot be waived or limited by contract. If you have any questions, contact IBM or your reseller.*

Machine - Type 8364 IBM Network Station

Warranty Period* - 3 years

IBM will provide warranty service without charge for parts during the warranty period on an exchange basis only.

**Contact your place of purchase for warranty service information. Some IBM Machines are eligible for On-site warranty service depending on the country where service is performed.*

The IBM Warranty for Machines

IBM warrants that each Machine 1) is free from defects in materials and workmanship and 2) conforms to IBM's Official Published Specifications. The warranty period for a Machine is a specified, fixed period commencing on its Date of Installation. The date on your sales receipt is the Date of Installation, unless IBM or your reseller informs you otherwise.

During the warranty period IBM or your reseller, if approved by IBM to provide warranty service, will provide repair and exchange service for the Machine, without charge, under the type of service designated for the Machine and will manage and install engineering changes that apply to the Machine.

If a Machine does not function as warranted during the warranty period, and IBM or your reseller are unable to either 1) make it do so or 2) replace it with one that is at least functionally equivalent, you may return it to your place of purchase and your money will be refunded. The replacement may not be new, but will be in good working order.

Extent of Warranty

The warranty does not cover the repair or exchange of a Machine resulting from misuse, accident, modification, unsuitable physical or operating environment, improper maintenance by you, or failure caused by a product

for which IBM is not responsible. The warranty is voided by removal or alteration of Machine or parts identification labels.

THESE WARRANTIES ARE YOUR EXCLUSIVE WARRANTIES AND REPLACE ALL OTHER WARRANTIES OR CONDITIONS, EXPRESS OR IMPLIED, INCLUDING, BUT NOT LIMITED TO, THE IMPLIED WARRANTIES OR CONDITIONS OF MERCHANTABILITY AND FITNESS FOR A PARTICULAR PURPOSE. THESE WARRANTIES GIVE YOU SPECIFIC LEGAL RIGHTS AND YOU MAY ALSO HAVE OTHER RIGHTS WHICH VARY FROM JURISDICTION TO JURISDICTION. SOME JURISDICTIONS DO NOT ALLOW THE EXCLUSION OR LIMITATION OF EXPRESS OR IMPLIED WARRANTIES, SO THE ABOVE EXCLUSION OR LIMITATION MAY NOT APPLY TO YOU. IN THAT EVENT, SUCH WARRANTIES ARE LIMITED IN DURATION TO THE WARRANTY PERIOD. NO WARRANTIES APPLY AFTER THAT PERIOD.

Items Not Covered by Warranty

IBM does not warrant uninterrupted or error-free operation of a Machine.

Unless specified otherwise, IBM provides non-IBM machines **WITHOUT WARRANTIES OF ANY KIND.**

Any technical or other support provided for a Machine under warranty, such as assistance via telephone with "how-to" questions and those regarding Machine set-up and installation, will be provided **WITHOUT WARRANTIES OF ANY KIND.**

Warranty Service

To obtain warranty service for the Machine, contact your reseller or IBM. You may be required to present proof of purchase.

IBM or your reseller provides certain types of repair and exchange service, either at your location or at a service center, to keep Machines in, or restore them to, conformance with their Specifications. IBM or your reseller will inform you of the available types of service for a Machine based on its country of installation. IBM may repair the failing Machine or exchange it at its discretion.

When warranty service involves the exchange of a Machine or part, the item IBM or your reseller replaces becomes its property and the replacement becomes yours. You represent that all removed items are genuine and unaltered. The replacement may not be new, but will be in good working order and at least functionally equivalent to the item replaced. The replacement assumes the warranty service status of the replaced item.

Any feature, conversion, or upgrade IBM or your reseller services must be installed on a Machine which is 1) for certain Machines, the designated, serial-numbered Machine and 2) at an engineering-change level compatible with the feature, conversion, or upgrade. Many features, conversions, or upgrades involve the removal of parts and their return to IBM. A part that replaces a removed part will assume the warranty service status of the removed part.

Before IBM or your reseller exchanges a Machine or part, you agree to remove all features, parts, options, alterations, and attachments not under warranty service.

You also agree to

1. ensure that the Machine is free of any legal obligations or restrictions that prevent its exchange;
2. obtain authorization from the owner to have IBM or your reseller service a Machine that you do not own; and
3. where applicable, before service is provided
 - a. follow the problem determination, problem analysis, and service request procedures that IBM or your reseller provides,
 - b. secure all programs, data, and funds contained in a Machine,
 - c. provide IBM or your reseller with sufficient, free, and safe access to your facilities to permit them to fulfill their obligations, and
 - d. inform IBM or your reseller of changes in a Machine's location.

IBM is responsible for loss of, or damage to, your Machine while it is 1) in IBM's possession or 2) in transit in those cases where IBM is responsible for the transportation charges.

Neither IBM nor your reseller is responsible for any of your confidential, proprietary or personal information contained in a Machine which you return to IBM or your reseller for any reason. You should remove all such information from the Machine prior to its return.

Production Status

Each IBM Machine is manufactured from new parts, or new and used parts. In some cases, the Machine may not be new and may have been previously installed. Regardless of the Machine's production status, IBM's appropriate warranty terms apply.

Limitation of Liability

Circumstances may arise where, because of a default on IBM's part or other liability, you are entitled to recover damages from IBM. In each such instance,

regardless of the basis on which you are entitled to claim damages from IBM (including fundamental breach, negligence, misrepresentation, or other contract or tort claim), IBM is liable for no more than

1. damages for bodily injury (including death) and damage to real property and tangible personal property; and
2. the amount of any other actual direct damages, up to the greater of U.S. \$100,000 (or equivalent in local currency) or the charges (if recurring, 12 months' charges apply) for the Machine that is the subject of the claim.

This limit also applies to IBM's suppliers and your reseller. It is the maximum for which IBM, its suppliers, and your reseller are collectively responsible.

UNDER NO CIRCUMSTANCES IS IBM LIABLE FOR ANY OF THE FOLLOWING: 1) THIRD-PARTY CLAIMS AGAINST YOU FOR DAMAGES (OTHER THAN THOSE UNDER THE FIRST ITEM LISTED ABOVE); 2) LOSS OF, OR DAMAGE TO, YOUR RECORDS OR DATA; OR 3) SPECIAL, INCIDENTAL, OR INDIRECT DAMAGES OR FOR ANY ECONOMIC CONSEQUENTIAL DAMAGES (INCLUDING LOST PROFITS OR SAVINGS), EVEN IF IBM, ITS SUPPLIERS OR YOUR RESELLER IS INFORMED OF THEIR POSSIBILITY. SOME JURISDICTIONS DO NOT ALLOW THE EXCLUSION OR LIMITATION OF INCIDENTAL OR CONSEQUENTIAL DAMAGES, SO THE ABOVE LIMITATION OR EXCLUSION MAY NOT APPLY TO YOU.

Part 2 - Country-unique Terms

ASIA PACIFIC

AUSTRALIA: The IBM Warranty for Machines:

The following paragraph is added to this Section:

The warranties specified in this Section are in addition to any rights you may have under the Trade Practices Act 1974 or other legislation and are only limited to the extent permitted by the applicable legislation.

Extent of Warranty: The following replaces the first and second sentences of this Section:

The warranty does not cover the repair or exchange of a Machine resulting from misuse, accident, modification, unsuitable physical or operating environment, operation in other than the Specified Operating Environment, improper maintenance by you, or failure caused by a product for which IBM is not responsible.

Limitation of Liability: The following is added to this Section:

Where IBM is in breach of a condition or warranty implied by the Trade Practices Act 1974, IBM's liability is limited to the repair or replacement of the goods or the supply of equivalent goods. Where that condition or warranty relates to right to sell, quiet possession or clear title, or the goods are of a kind ordinarily acquired for personal, domestic or household use or consumption, then none of the limitations in this paragraph apply.

PEOPLE'S REPUBLIC OF CHINA: Governing Law:

The following is added to this Statement:

The laws of the State of New York govern this Statement.

INDIA: Limitation of Liability:

The following replaces items 1 and 2 of this Section:

1. liability for bodily injury (including death) or damage to real property and tangible personal property will be limited to that caused by IBM's negligence;
2. as to any other actual damage arising in any situation involving nonperformance by IBM pursuant to, or in any way related to the subject of this Statement of Warranty, IBM's liability will be limited to the charge paid by you for the individual Machine that is the subject of the claim.

NEW ZEALAND: The IBM Warranty for Machines:

The following paragraph is added to this Section:

The warranties specified in this Section are in addition to any rights you may have under the Consumer Guarantees Act 1993 or other legislation which cannot be excluded or limited. The Consumer Guarantees Act 1993 will not apply in respect of any goods which IBM provides, if you require the goods for the purposes of a business as defined in that Act.

Limitation of Liability: The following is added to this Section:

Where Machines are not acquired for the purposes of a business as defined in the Consumer Guarantees Act 1993, the limitations in this Section are subject to the limitations in that Act.

EUROPE, MIDDLE EAST, AFRICA (EMEA)

The following terms apply to all EMEA countries.

The terms of this Statement of Warranty apply to Machines purchased from an IBM reseller. If you purchased this Machine from IBM, the terms and conditions of the applicable IBM agreement prevail over this warranty statement.

Warranty Service

If you purchased an IBM Machine in Austria, Belgium, Denmark, Estonia, Finland, France, Germany, Greece, Iceland, Ireland, Italy, Latvia, Lithuania, Luxembourg, Netherlands, Norway, Portugal, Spain, Sweden, Switzerland or United Kingdom, you may obtain warranty service for that Machine in any of those countries from either (1) an IBM reseller approved to perform warranty service or (2) from IBM.

If you purchased an IBM Personal Computer Machine in Albania, Armenia, Belarus, Bosnia and Herzegovina, Bulgaria, Croatia, Czech Republic, Georgia, Hungary, Kazakhstan, Kirghizia, Federal Republic of Yugoslavia, Former Yugoslav Republic of Macedonia (FYROM), Moldova, Poland, Romania, Russia, Slovak Republic, Slovenia, or Ukraine, you may obtain warranty service for that Machine in any of those countries from either (1) an IBM reseller approved to perform warranty service or (2) from IBM.

The applicable laws, Country-unique terms and competent court for this Statement are those of the country in which the warranty service is being provided. However, the laws of Austria govern this Statement if the warranty service is provided in Albania, Armenia, Belarus, Bosnia and Herzegovina, Bulgaria, Croatia, Czech Republic, Federal Republic of Yugoslavia, Georgia, Hungary, Kazakhstan, Kirghizia, Former Yugoslav Republic of Macedonia (FYROM), Moldova, Poland, Romania, Russia, Slovak Republic, Slovenia, and Ukraine.

The following terms apply to the country specified:

EGYPT: Limitation of Liability: The following replaces item 2 in this Section:

2. as to any other actual direct damages, IBM's liability will be limited to the total amount you paid for the Machine that is the subject of the claim.

Applicability of suppliers and resellers (unchanged).

FRANCE: Limitation of Liability: The following replaces the second sentence of the first paragraph of this Section:

In such instances, regardless of the basis on which you are entitled to claim damages from IBM, IBM is liable for no more than: (items 1 and 2 unchanged).

GERMANY: The IBM Warranty for Machines: The following replaces the first sentence of the first paragraph of this Section:

The warranty for an IBM Machine covers the functionality of the Machine for its normal use and the Machine's conformity to its Specifications.

The following paragraphs are added to this Section:

The minimum warranty period for Machines is six months.

In case IBM or your reseller are unable to repair an IBM Machine, you can alternatively ask for a partial refund as far as justified by the reduced value of the unrepaired Machine or ask for a cancellation of the respective agreement for such Machine and get your money refunded.

Extent of Warranty: The second paragraph does not apply.

Warranty Service: The following is added to this Section:

During the warranty period, transportation for delivery of the failing Machine to IBM will be at IBM's expense.

Production Status: The following paragraph replaces this Section:

Each Machine is newly manufactured. It may incorporate in addition to new parts, re-used parts as well.

Limitation of Liability: The following is added to this Section:

The limitations and exclusions specified in the Statement of Warranty will not apply to damages caused by IBM with fraud or gross negligence and for express warranty.

In item 2, replace "U.S. \$100,000" with "1.000.000 DEM."

The following sentence is added to the end of the first paragraph of item 2:

IBM's liability under this item is limited to the violation of essential contractual terms in cases of ordinary negligence.

IRELAND: Extent of Warranty: The following is added to this Section:

Except as expressly provided in these terms and conditions, all statutory conditions, including all warranties implied, but without prejudice to the generality of the foregoing all warranties implied by the Sale of Goods Act 1893 or the Sale of Goods and Supply of Services Act 1980 are hereby excluded.

Limitation of Liability: The following replaces items one and two of the first paragraph of this Section:

1. death or personal injury or physical damage to your real property solely caused by IBM's negligence; and
2. the amount of any other actual direct damages, up to the greater of Irish Pounds 75,000 or 125 percent of the charges (if recurring, the 12 months' charges apply) for the Machine that is the subject of the claim or which otherwise gives rise to the claim.

Applicability of suppliers and resellers (unchanged).

The following paragraph is added at the end of this Section:

IBM's entire liability and your sole remedy, whether in contract or in tort, in respect of any default shall be limited to damages.

ITALY: Limitation of Liability: The following replaces the second sentence in the first paragraph:

In each such instance unless otherwise provided by mandatory law, IBM is liable for no more than: (item 1 unchanged) 2) as to any other actual damage arising in all situations involving non-performance by IBM pursuant to, or in any way related to the subject matter of this Statement of Warranty, IBM's liability, will be limited to the total amount you paid for the Machine that is the subject of the claim.

Applicability of suppliers and resellers (unchanged).

The following replaces the second paragraph of this Section:

Unless otherwise provided by mandatory law, IBM and your reseller are not liable for any of the following: (items 1 and 2 unchanged) 3) indirect damages, even if IBM or your reseller is informed of their possibility.

SOUTH AFRICA, NAMIBIA, BOTSWANA, LESOTHO AND SWAZILAND:
Limitation of Liability: The following is added to this Section:

IBM's entire liability to you for actual damages arising in all situations involving nonperformance by IBM in respect of the subject matter of this

Statement of Warranty will be limited to the charge paid by you for the individual Machine that is the subject of your claim from IBM.

TURKIYE: Production Status: The following replaces this Section:

IBM fulfills customer orders for IBM Machines as newly manufactured in accordance with IBM's production standards.

UNITED KINGDOM: Limitation of Liability: The following replaces items 1 and 2 of the first paragraph of this Section:

1. death or personal injury or physical damage to your real property solely caused by IBM's negligence;
2. the amount of any other actual direct damages or loss, up to the greater of Pounds Sterling 150,000 or 125 percent of the charges (if recurring, the 12 months' charges apply) for the Machine that is the subject of the claim or which otherwise gives rise to the claim.

The following item is added to this paragraph:

3. breach of IBM's obligations implied by Section 12 of the Sale of Goods Act 1979 or Section 2 of the Supply of Goods and Services Act 1982.

Applicability of suppliers and resellers (unchanged).

The following is added to the end of this Section:

IBM's entire liability and your sole remedy, whether in contract or in tort, in respect of any default will be limited to damages.

NORTH AMERICA

CANADA: Warranty Service

The following is added to this section:

To obtain warranty service from IBM, call **1-800-465-6666**.

UNITED STATES OF AMERICA: Warranty Service

The following is added to this section:

To obtain warranty service from IBM, call **1-800-IBM-SERV**.

Notices

This information has been developed for products and services that are offered in the U.S.A. IBM may not offer the products, services, or features that are discussed in this document in other countries. Consult your local IBM representative for information on the products and services currently available in your area. Any reference to an IBM product, program, or service is not intended to state or imply that only that IBM product, program, or service may be used. Any functionally equivalent product, program, or service that does not infringe any IBM intellectual property right may be used instead. However, it is the user's responsibility to evaluate and verify the operation of any non-IBM product, program, or service.

IBM may have patents or pending patent applications that cover subject matter that is described in this document. The furnishing of this document does not give you any license to these patents. You can send license inquiries, in writing, to:

IBM Director of Licensing
IBM Corporation
North Castle Drive
Armonk, NY 10504-1785
U.S.A.

For license inquiries regarding double-byte character set (DBCS) information, contact the IBM Intellectual Property Department in your country or send inquiries, in writing, to:

IBM World Trade Asia Corporation
Licensing
2-31 Roppongi 3-chome, Minato-ku
Tokyo 106, Japan

The following paragraph does not apply to the United Kingdom or any other country where such provisions are inconsistent with local law:
INTERNATIONAL BUSINESS MACHINES CORPORATION PROVIDES THIS PUBLICATION "AS IS" WITHOUT WARRANTY OF ANY KIND, EITHER EXPRESS OR IMPLIED, INCLUDING, BUT NOT LIMITED TO, THE IMPLIED WARRANTIES OF NON-INFRINGEMENT, MERCHANTABILITY OR FITNESS FOR A PARTICULAR PURPOSE. Some states do not allow disclaimer of express or implied warranties in certain transactions; therefore, this statement may not apply to you.

This information could include technical inaccuracies or typographical errors. Changes are periodically made to the information herein; these changes will

be incorporated in new editions of the publication. IBM may make improvements and changes in both the products and the programs described in this publication at any time without notice.

References in this information to non-IBM Web sites are provided for convenience only and do not in any manner serve as an endorsement of those Web sites. The materials at those Web sites are not part of the materials for this IBM product, and use of those Web sites is at your own risk.

Information concerning non-IBM products was obtained from the suppliers of those products, their published announcements, or other publicly available sources. IBM has not tested those products and cannot confirm the accuracy of performance, compatibility, or any other claims related to non-IBM products. Questions on the capabilities of non-IBM products should be addressed to the suppliers of those products.

All statements regarding IBM's future direction or intent are subject to change or withdrawal without notice, and represent goals and objectives only.

If you are viewing this information softcopy, the photographs and color illustrations may not appear.

The drawings and specifications contained herein shall not be reproduced in whole or in part without the written permission of IBM.

IBM has prepared this publication for use by customer personnel for operating and planning for the specific machines indicated. IBM makes no representations that it is suitable for any other purpose.

As an Energy Star Partner, IBM has determined that the Type 8364 Network Station meets the Energy Star Program guidelines for energy efficiency.



Environmental Design

The environmental efforts that have gone into the design of this product signify IBM's commitment to improving the quality of its products and processes. Some of these accomplishments include the following:

- Elimination of the use of Class I ozone-depleting chemicals in the manufacturing process
- Reduction in manufacturing wastes
- Increased product energy efficiency

Normal power consumption for the Network Station, while running applications, ranges from 24 to 28 Watts. For more information, contact an IBM account representative.

Product Recycling and Disposal

You can recycle components, such as structural parts and circuit cards, where recycling facilities exist. IBM does not currently collect and recycle used IBM products from customers in the United States other than those products that are involved in trade-in programs. Companies are available to disassemble, reuse, recycle, or dispose of electronic products. Contact an IBM account representative for more information.

This IBM Network Station contains circuit boards with lead solder, as well as a lithium battery. Before you dispose of this unit, remove the circuit boards and lithium battery, and discard them according to local regulations or recycle them where facilities exist.

Trademarks

The following terms are trademarks of International Business Machines Corporation in the United States, or other countries, or both:

IBM
IBM Network Station

Other company, product, and service names may be the trademarks or service marks of others.

Electronic Emission Notices

The following Statement applies to this IBM product. The statement for other IBM products intended for use with this product will appear in their accompanying manuals.

Federal Communications Commission (FCC) Statement

Note: This equipment has been tested and found to comply with the limits for a class B digital devices, pursuant to Part 15 of the FCC Rules. These limits

are designed to provide reasonable protection against harmful interference in a residential installation. This equipment generates, uses, and can radiate radio frequency energy and, if not installed and used in accordance with the instructions, may cause harmful interference to radio communications. However, there is no guarantee that interference will not occur in a particular installation. If this equipment does cause harmful interference to radio or television reception, which can be determined by turning the equipment off and on, the user is encouraged to try to correct the interference by one or more of the following measures:

- Reorient or relocate the receiving antenna.
- Increase the separation between the equipment and receiver.
- Connect the equipment into an outlet on a circuit different from that to which the receiver is connected.
- Consult an IBM authorized dealer or service representative for help.

Properly shielded and grounded cables and connectors must be used in order to meet FCC emission limits. Proper cables and connectors are available from IBM authorized dealers. IBM is not responsible for any radio or television interference caused by using other than recommended cables or connectors or by unauthorized changes or modifications to this equipment. Unauthorized changes or modifications could void the user's authority to operate the equipment.

This device complies with Part 15 of the FCC Rules. Operation is subject to the following two conditions: (1) this device may not cause harmful interferences, and (2) this device must accept any interferences received, including interference that may cause undesired operation.

Responsible Party:

International Business Machines Corporation
New Orchard Road
Armonk, NY 10504

Telephone: 1-919-543-2193

Industry Canada Compliance Statement

This Class B digital apparatus meets the requirements of the Canadian Interference-Causing Equipment Regulations.

Avis de conformité à la réglementation d'Industrie Canada

Cet appareil numérique de la classe B respecte toutes les exigences du Règlement sur le matériel brouilleur du Canada.

European Community Compliance Statement

This product is in conformity with the protection requirements of EC Council Directive 89/336/EEC on the approximation of the laws of the Member States relating to electromagnetic compatibility. IBM cannot accept responsibility for any failure to satisfy the protection requirements resulting from a non-recommended modification of the product, including the fitting of non-IBM option cards.

This product has been tested and found to comply with the limits for Class B Information Technology Equipment according to CISPR 22 / European Standard EN 55022. The limits for Class B equipment were derived for typical residential environments to provide reasonable protection against interference with licensed communication devices.

Properly shielded and grounded cables and connectors (IBM part number 75G5958 or its equivalent) must be used in order to reduce the potential for causing interference to radio and TV communications and to other electrical or electronic equipment. Such cables and connectors are available from IBM authorized dealers. IBM cannot accept responsibility for an interference caused by using other than recommended cables and connectors.

Readers' Comments — We'd Like to Hear from You

IBM® Network Station™

Setting Up IBM Network Station

Hardware - Type 8364

(Models Exx, Txx) July 1999

To view or print the latest update, go to <http://www.ibm.com/nc/pubs>

Publication No. SA41-0046-01

Overall, how satisfied are you with the information in this book?

	Very Satisfied	Satisfied	Neutral	Dissatisfied	Very Dissatisfied
Overall satisfaction	<input type="checkbox"/>	<input type="checkbox"/>	<input type="checkbox"/>	<input type="checkbox"/>	<input type="checkbox"/>

How satisfied are you that the information in this book is:

	Very Satisfied	Satisfied	Neutral	Dissatisfied	Very Dissatisfied
Accurate	<input type="checkbox"/>	<input type="checkbox"/>	<input type="checkbox"/>	<input type="checkbox"/>	<input type="checkbox"/>
Complete	<input type="checkbox"/>	<input type="checkbox"/>	<input type="checkbox"/>	<input type="checkbox"/>	<input type="checkbox"/>
Easy to find	<input type="checkbox"/>	<input type="checkbox"/>	<input type="checkbox"/>	<input type="checkbox"/>	<input type="checkbox"/>
Easy to understand	<input type="checkbox"/>	<input type="checkbox"/>	<input type="checkbox"/>	<input type="checkbox"/>	<input type="checkbox"/>
Well organized	<input type="checkbox"/>	<input type="checkbox"/>	<input type="checkbox"/>	<input type="checkbox"/>	<input type="checkbox"/>
Applicable to your tasks	<input type="checkbox"/>	<input type="checkbox"/>	<input type="checkbox"/>	<input type="checkbox"/>	<input type="checkbox"/>

Please tell us how we can improve this book:

Thank you for your responses. May we contact you? Yes No

When you send comments to IBM, you grant IBM a nonexclusive right to use or distribute your comments in any way it believes appropriate without incurring any obligation to you.

Name

Address

Company or Organization

Phone No.



Fold and Tape

Please do not staple

Fold and Tape




NO POSTAGE
NECESSARY
IF MAILED IN THE
UNITED STATES

BUSINESS REPLY MAIL

FIRST-CLASS MAIL PERMIT NO. 40 ARMONK, NEW YORK

POSTAGE WILL BE PAID BY ADDRESSEE

IBM CORPORATION
ATTN DEPT 542 IDCLERK
3605 Highway 52 N
ROCHESTER MN
55901-7829



Fold and Tape

Please do not staple

Fold and Tape



Part Number: 03N3503



Printed in the United States of America
on recycled paper containing 10%
recovered post-consumer fiber.

SA41-0046-01



03N3503

